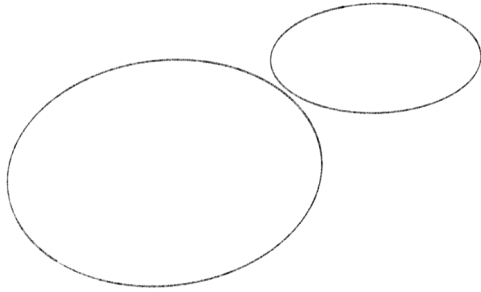


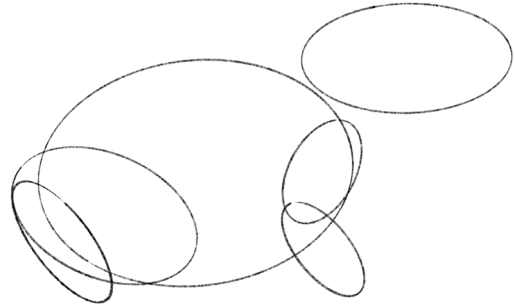
# NESSBERT

## DRAWS

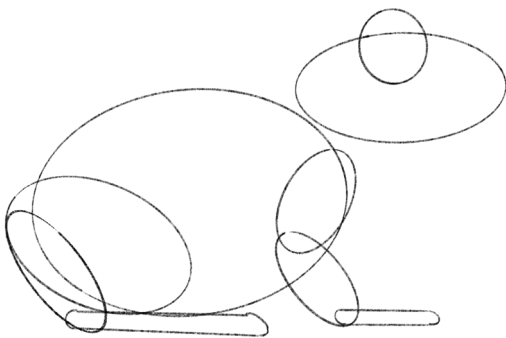
### ...a Frog



- 1** Two ovals define where the body and the head will go




- 2** Add two more ovals for both the front and the back leg



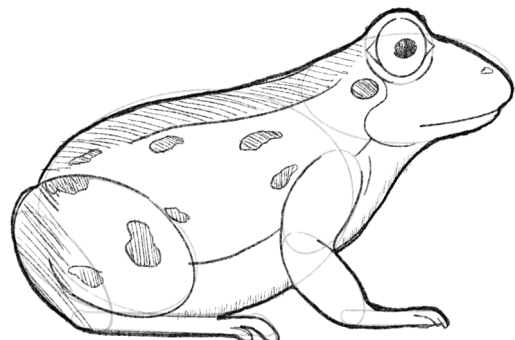
- 3** Now sketch out where the eye and the feet go like this



- 4** Draw your outlines for the legs and eye that are in front...



- 5** ... and finish the outline everywhere else to complete the shape



- 6** Lastly add some details like nose, spots and skin features!